

Implementing the Cape Town Global Action Plan for Sustainable Development Data amid a global pandemic: Insights from a global survey of NSOs

Alberto Zezza

Development Data Group, World Bank

UN World Data Forum webinar

2 December 2021



**United
Nations**

Department of Economic and Social Affairs
Statistics

PARIS21



THE WORLD BANK
IBRD • IDA | WORLD BANK GROUP
Development Economics • Data


The context, motivation behind the survey

- COVID-19 disrupted _____
- Long-term goals vs short-term responses...
- ...but also acceleration of a revolution in the making
- The CTGAP survey takes stock of current status of capacity demands and resource needs, against a backdrop changed by the pandemic, to get the conversation going again



Background: The CTGAP Implementation Survey

- **Objective:** A global study of the demand for capacity development and financial resources based on the six strategic areas defined by the CTGAP
- **Conveners:** Paris21, United Nations Statistics Division, World Bank's Development Data Group
- **Features:** Web-survey; Aug.-Sep. 2021; 101 responses received
- **Context:** Follows 4 rounds (May 2020 >> June 2021); ~120 respondents per round – of a Global COVID-19 Survey of NSOs
- **Structure:** Pillar 1 – Capacity building around CTGAP areas; Pillar 2: Financing needs - IDA countries only
- **Dissemination:** Preliminary results, report coming out in December



Pillar 1: Capacity Development



United Nations

Department of Economic and Social Affairs
Statistics

PARiS21



THE WORLD BANK

IBRD • IDA | WORLD BANK GROUP

Development Economics • Data

Resource bottlenecks

The majority of NSOs indicated that they are currently facing **shortages in financial resources and IT infrastructure.**

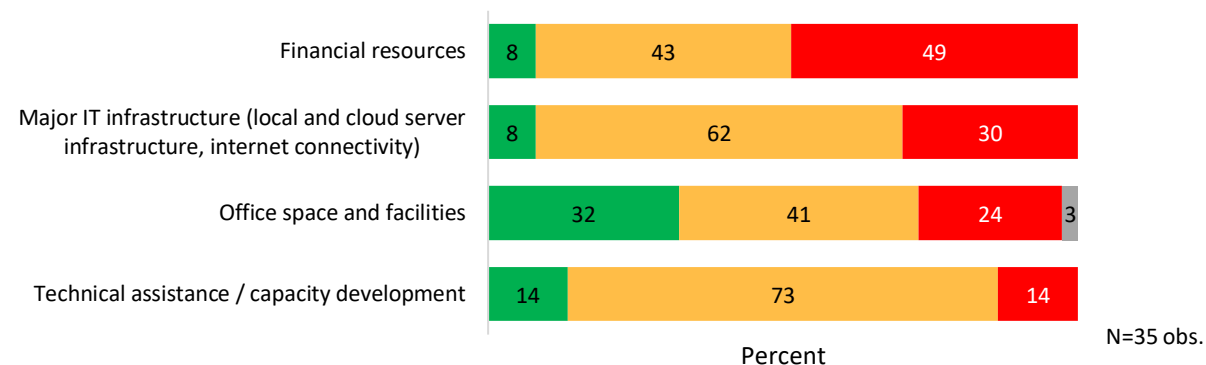
This was especially the case in low and lower middle-income countries:

- Nine in every 10 NSOs in this group reported shortages in financial resources and IT infrastructure
- 49% of NSOs in this group reported severe shortage in financial resources
- 30 % reported severe shortage in major IT infrastructure.

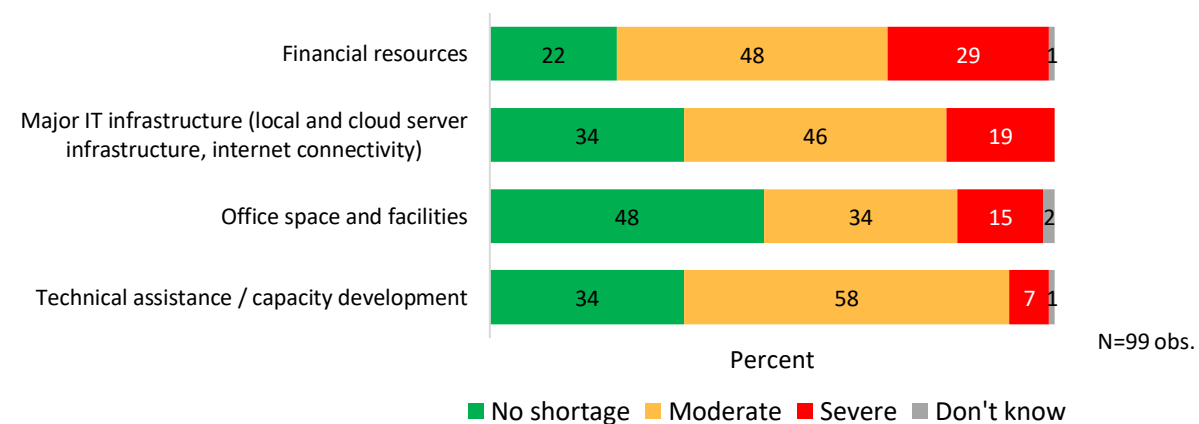
There is also unmet demand for technical assistance and capacity development

Does your organization currently face a shortage in the following resources to respond to demand for statistical outputs?

Low and lower middle-income countries



All countries



Source: Preliminary results from the Cape Town Global Action Plan Implementation Review. Global survey of National Statistical Offices. Implemented by Paris21, UNSD and the World Bank, 2021.



United Nations

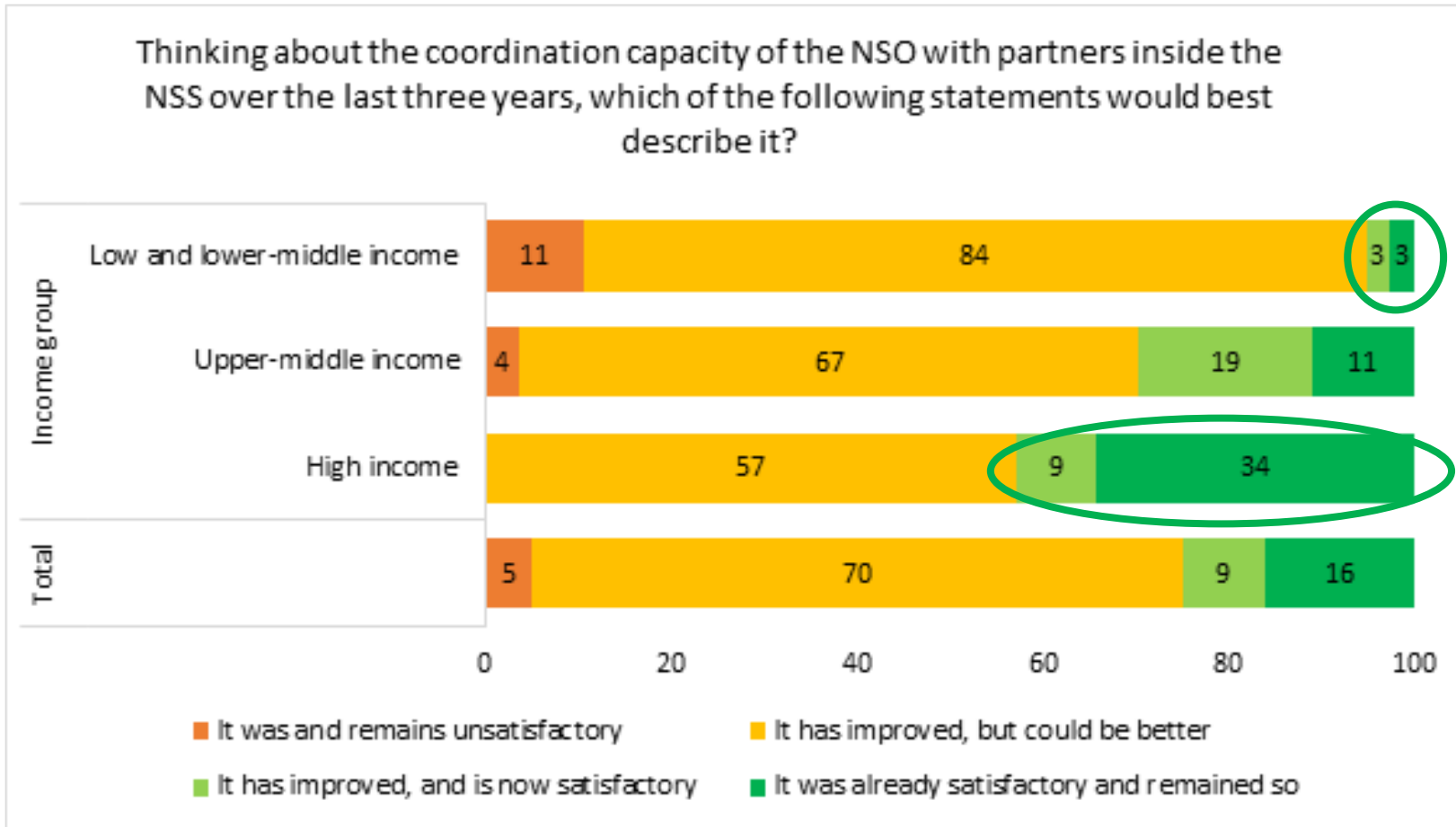
Department of Economic and Social Affairs
Statistics

PARiS21



THE WORLD BANK
IBRD • IDA | WORLD BANK GROUP
Development Economics • Data

Coordination, leadership and modernization of the NSS: A glass half full... or empty?



- Most respondents (70%) have seen improvements
- Only 6% of the NSOs in low and lower-middle income countries consider coordination capacity of the NSO satisfactory (vs 43% in high income)



ICT readiness and the digital divide

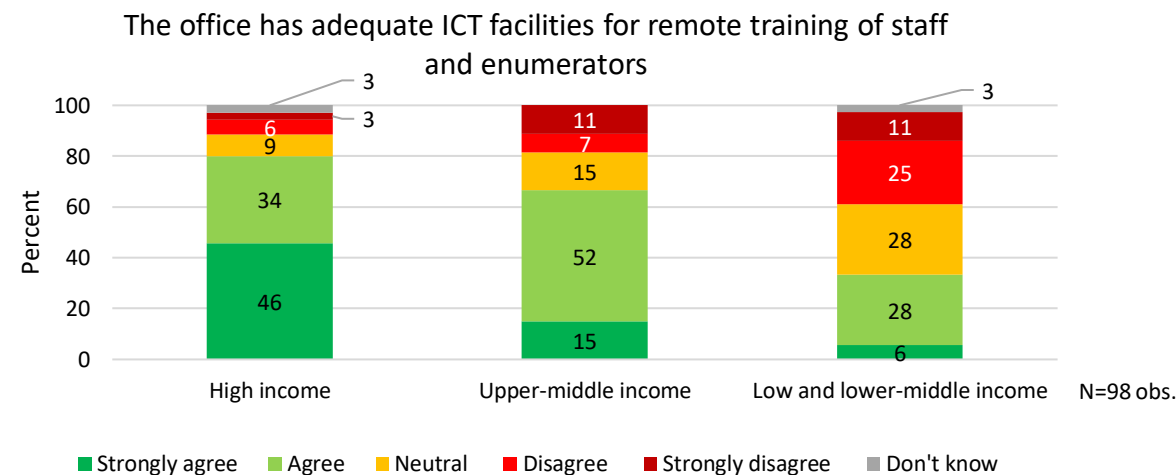
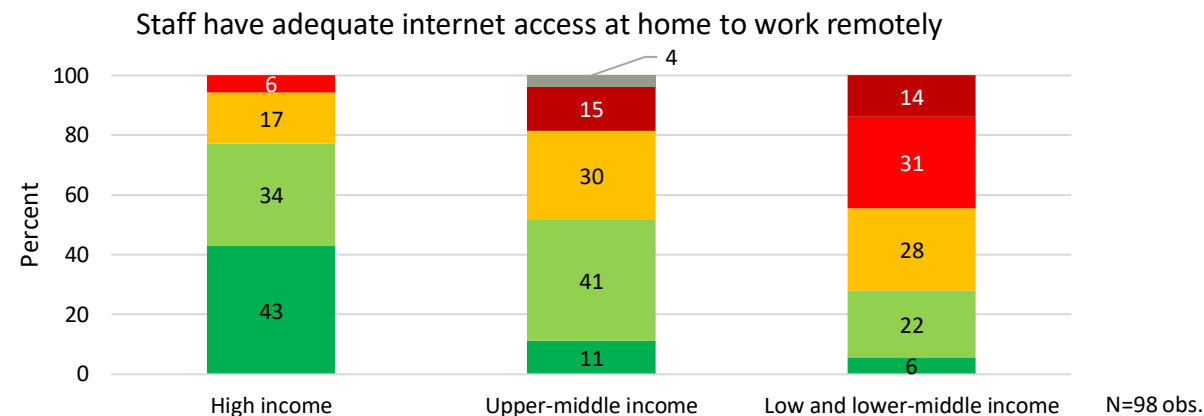
~45% of NSOs signaled that had issues with:

- staff internet access at home
- cloud computing
- secure remote data access

But marked differences in ICT-readiness of NSOs across income levels.

Issues around adequate internet access at home and adequate ICT facilities for remote training of staff and enumerators are more pronounced in low and lower-middle income countries, where more than one third of NSOs reported inadequate access

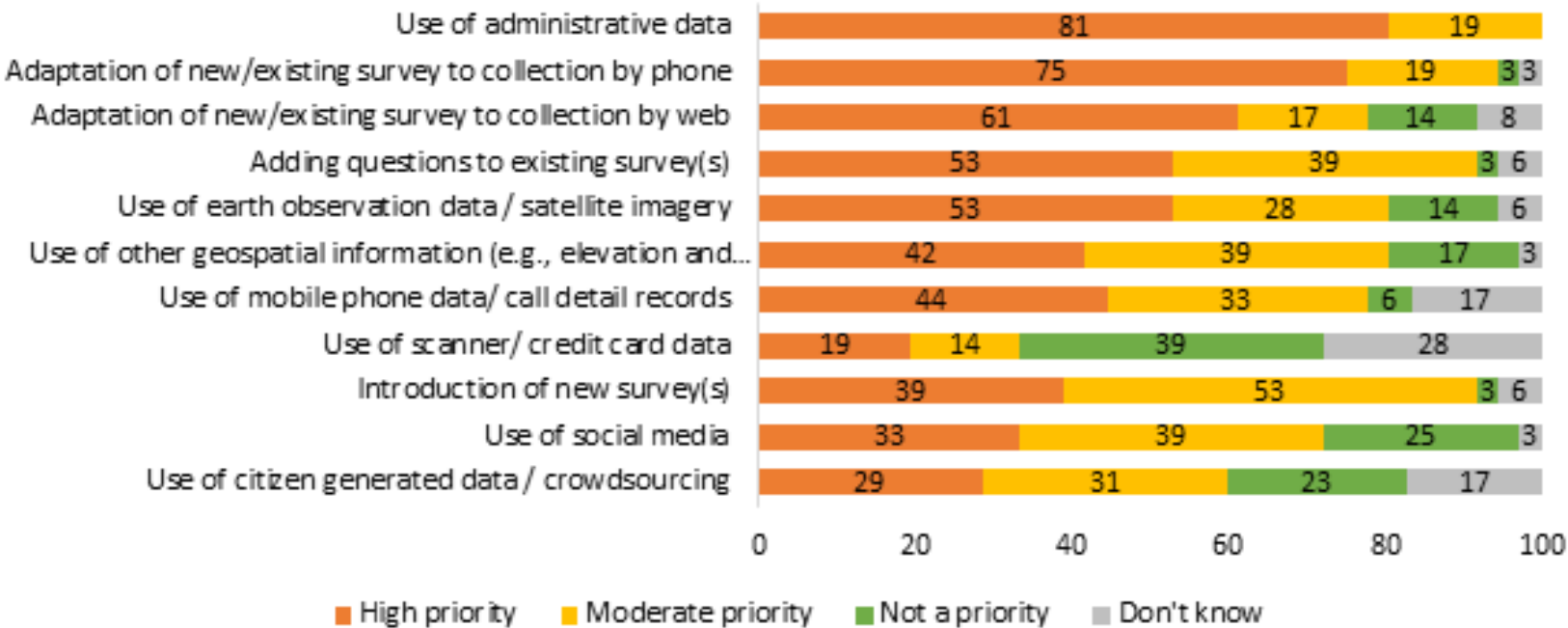
Information and Communication Technology (ICT) readiness during the COVID-19 pandemic.



Source: Preliminary results from the Cape Town Global Action Plan Implementation Review. Global survey of National Statistical Offices. Implemented by Paris21, UNSD and the World Bank, 2021.

Strengthening of basic statistical activities and programs: NSO priority areas to expand capacity to meet new data demands

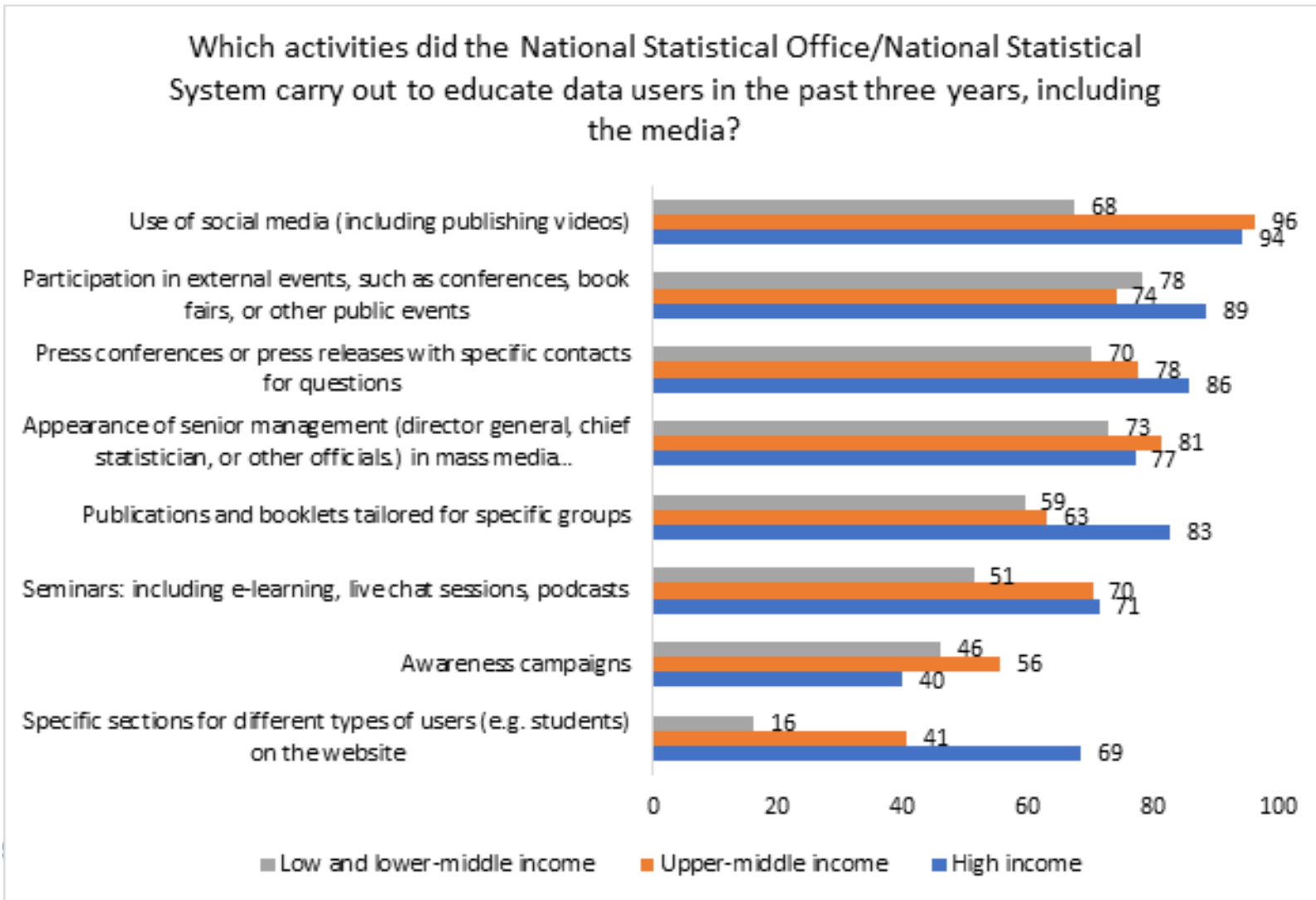
In the next 3 years, does your NSO want to expand capacity in the following areas to respond to the new data demands of the 2030 Agenda for sustainable development/ Sustainable Development Goals and more recently the Covid-19 pandemic?



- Chart is for LLMICs
- Admin data tops the list, followed by surveys and EO/geospatial
- Similar priorities for funding needs and requirements (admin and geospatial data top of the list)
- Scanner, social media, crowdsourcing more of a priority in high income



Differences in approaches to strengthening partnerships (CTGAP Strategic Area 5) – Educating users



- LLMICs don't fully exploit potential of social media
- High income focus more on tailored products for specific audiences
- LLMICS relatively more on 'traditional' approaches: scope for modernization

Pillar 2: Financing Needs in IDA countries



United Nations

Department of Economic and Social Affairs
Statistics

PARiS21

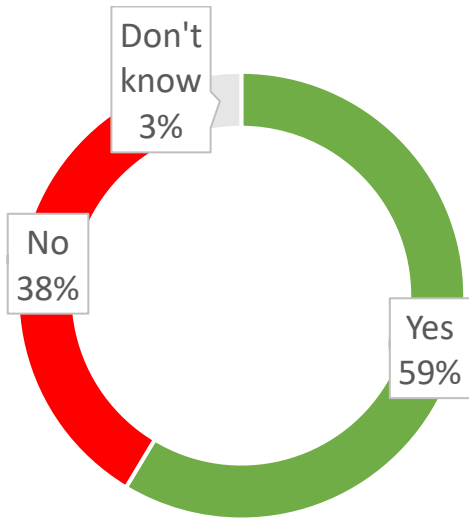


THE WORLD BANK

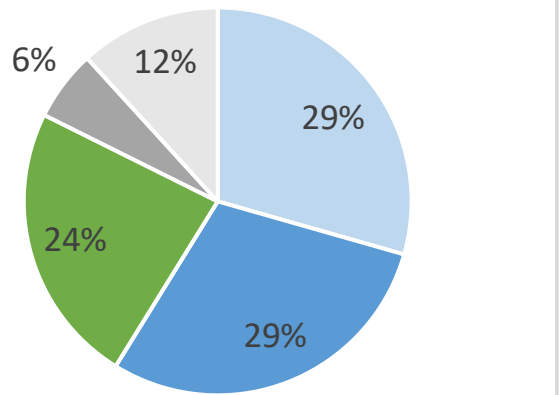
IBRD • IDA | WORLD BANK GROUP

Development Economics • Data

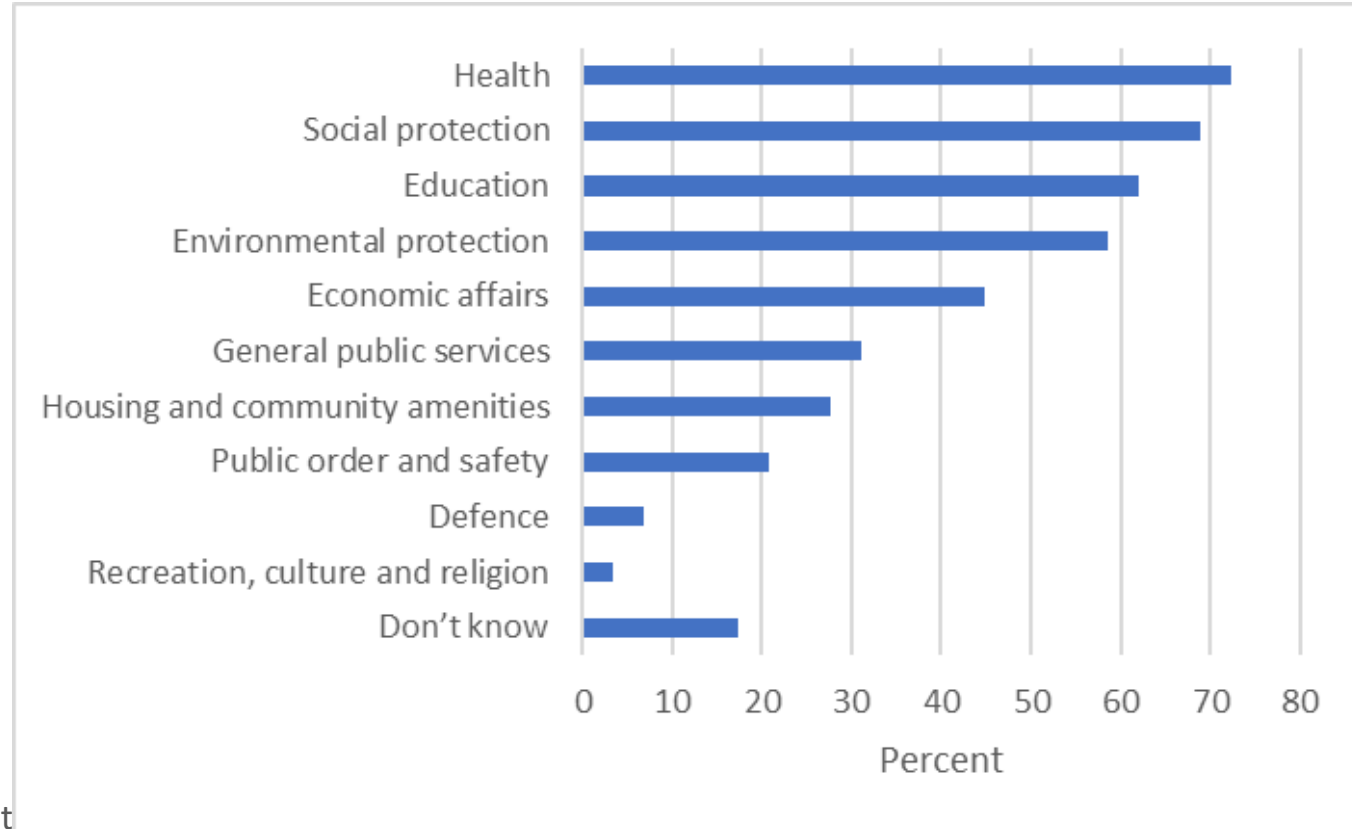
Funding: Reliance of donor support and funding priorities in IDA eligible countries



NSOs that received on-budget support in the last fiscal year (development aid)



- Less than 10% of total NSO budget
- Between 10-25% of total NSO budget
- More than 25% of total NSO budget
- Don't know

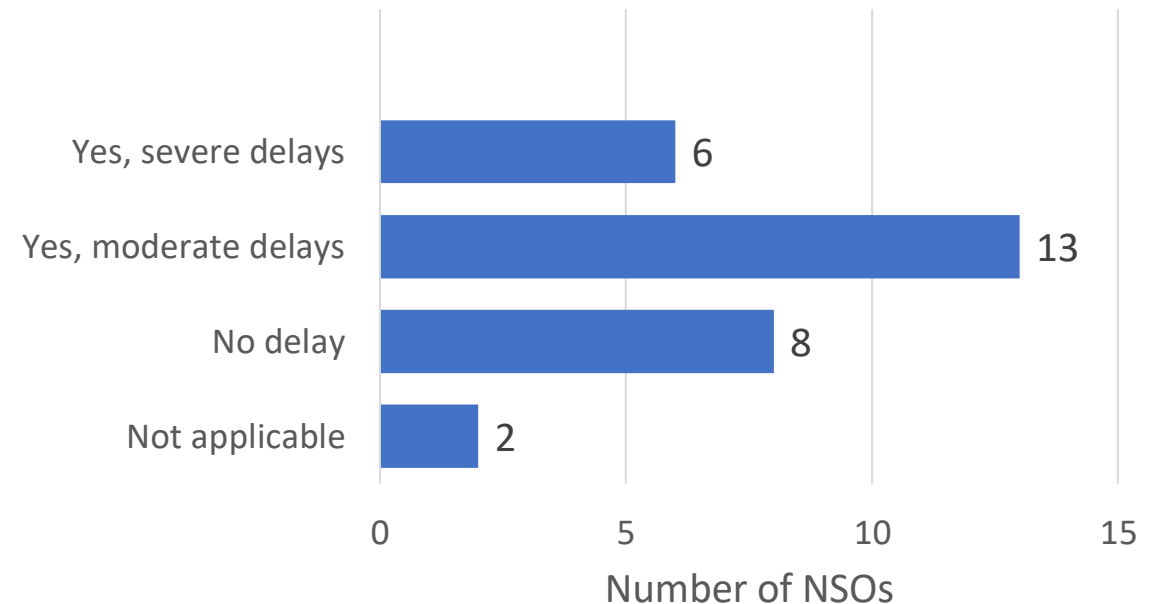


Financing opportunities in IDA countries – Shedding light on what is needed in recipient countries

Delays in NSOs funding

- The majority of respondents (all IDA countries) experience either moderate or severe delays in budget disbursement in 2021.
- Those delays affected their work plan implementation.

Severity of delays in budget disbursements affecting ability to implement NSO workplans in IDA countries



N=29, all respondents are IDA countries

Source: Preliminary results from the Cape Town Global Action Plan Implementation Review. Global survey of National Statistical Offices. Implemented by Paris21, UNSD and the World Bank, 2021.



United Nations

Department of Economic and Social Affairs
Statistics

PARiS21



THE WORLD BANK
IBRD • IDA | WORLD BANK GROUP

Development Economics • Data

- The survey provides some pointers for shared priorities for capacity building and financing
- Not a substitute for in-depth assessments and dialogue...
- ...but it can be an instrument to support coordinated international actions going forward: discussion needed on 'how?'

A lot more to come in the report, stay tuned...



Implementing the Cape Town Global Action Plan for Sustainable Development Data amid a global pandemic: Insights from a global survey of NSOs

Alberto Zezza

Development Data Group, World Bank

UN World Data Forum webinar

2 December 2021



**United
Nations**

Department of Economic and Social Affairs
Statistics

PARiS21



THE WORLD BANK
IBRD • IDA | WORLD BANK GROUP
Development Economics • Data